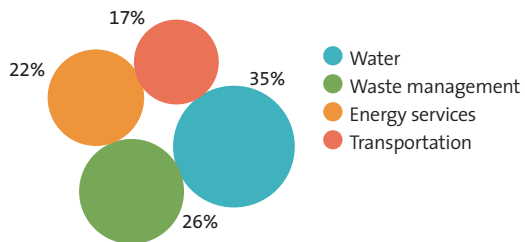
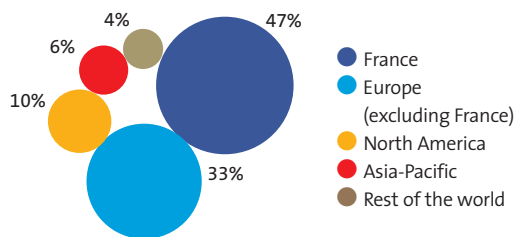


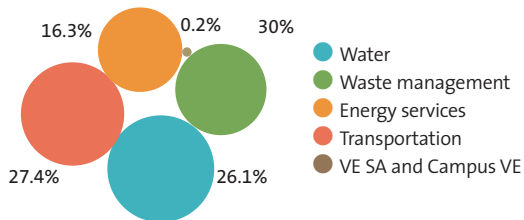
2006 revenue breakdown by division



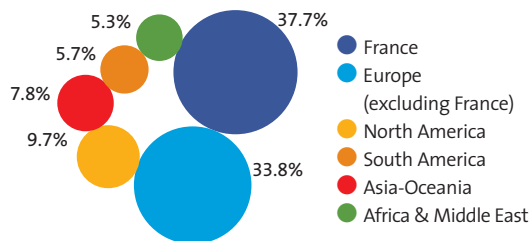
2006 revenue by geographic region



2006 work force by division



2006 work force by geographic region



Research & Development

- Budget: **€15 million**
- **700** experts (350 researchers and 350 developers)
- **4** main research centers in France and associate units in several other countries
- Around **100** pre-industrial pilot units
- **185,470** samples analyzed
- **1,305,700** parameters monitored by the Environmental Analysis Center

Training at Veolia Environnement

- **2.28%** of budget invested in training worldwide (training expenditure as % of total payroll costs)
- **358,817** people trained
- **5,560,907** total hours of training worldwide

Training at Campus Veolia

- **18,000** people trained at Campus Veolia (including 700 apprentices)
- Budget: **€35.5 million**
- **87** trainers and around **450** contributors from Veolia Environnement
- **15** diploma courses
- **94%** examination success rate


Veolia Environnement Foundation

- Budget: **€5 million** per year over five years
- Since its creation in 2004: **3,000** projects examined, **450** selected

May 2007 - Design and production: Euro, SSC CoO - photos: Veolia Environnement photo library S. Daigle/Getty Images.



2006 key figures under IFRS



Veolia Environnement

**World leader
in environmental solutions**
Operations in 67 countries

Financial data

- **€28.6 billion** in consolidated revenue*
- **80%** of revenue generated in Europe
- **67%** generated with public authorities
- **33%** generated with industrial and tertiary clients
- **€2,222 million** in recurring operating income
- **€762 million** in recurring net income
- **€901 million** in free cash flow**
- **10.8%** after tax return on capital employed
- **2,237** consolidated companies

Human resources data

- **298,498** employees
- **20%** of female employees
- **80%** of male employees
- **8%** of managerial grade employees
- **92%** of non-managerial grade employees

* "Revenue from ordinary activities" under IFRS
** Free cash flow before major new projects



Veolia Environnement
36-38 avenue Kléber
75116 Paris Cedex - France
www.veolia.com
www.veolia-finance.com





Visitors are enchanted by the fountain at the Futuroscope theme park in Poitiers (France).



A wellhead of the biogas collection system at the Zion landfill in the United States. The system avoids greenhouse gases and the gas is converted into energy.



The European Parliament in Brussels (Belgium) has entrusted Dalkia with the comprehensive management of all its buildings.



In Nancy (France), the light rail system has changed city-dwellers' lives.

Financial data

- Revenue: **€10.1 billion**
- Recurring operating income: **€1,163 million**

Human resources

- **77,841** employees

Technical data

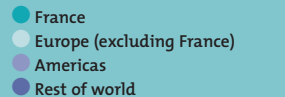
- **6.61 billion** cubic meters of water distributed
- **4.94 billion** cubic meters of municipal wastewater collected
- **4,159** water production plants managed
- **3,112** wastewater treatment plants managed

WATER

World No. 1 in water services

- Operations in **59 countries**
- **67 million** people provided with water service and 49 million with wastewater service

2006 revenue breakdown by region



Financial data

- Revenue: **€7.5 billion**
- Recurring operating income: **€648 million**

Human resources

- **89,502** employees

Technical data*

- **698** treatment units managed
- **7 million** metric tons of waste recycled
- **6.7 million MWh** of energy sold by waste-to-energy plants and landfills
- **2.55 million** metric tons of CO₂ equivalent greenhouse gas emissions avoided

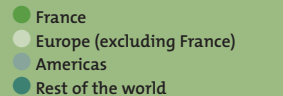
* Excluding Proactiva.

WASTE MANAGEMENT

World No. 2 in waste management

- Operations in **36 countries**
- **58 million metric tons*** of waste treated

2006 revenue breakdown by region



Financial data

- Revenue: **€6.1 billion**
- Recurring operating income: **€378 million**

Human resources

- **48,789** employees

Technical data

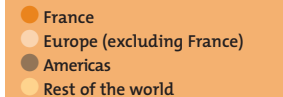
- **682** district and local heating and cooling networks
- **96,000** energy systems managed
- **83,400 MW** of heat managed
- **6,266 MW** of decentralized installed power capacity, of which 4,025 produced by cogeneration
- **3,465** industrial sites managed
- **4,500** healthcare institutions managed

ENERGY SERVICES

European No. 1 in energy services

- Operations in **35 countries**
- **5.5 million** apartment complexes heated

2006 revenue breakdown by region



Financial data

- Revenue: **€4.9 billion**
- Recurring operating income: **€100 million**

Human resources

- **81,897** employees

Technical data

- **5,000** local public authorities served throughout the world
- **35,750** vehicles (buses, coaches, light rail systems, metros, trains, taxis and ferries)
- **1.8 billion km** traveled
- **1.2 billion** metric-ton kilometers of goods transported by rail

TRANSPORTATION

European No. 1 private operator of public transportation

- Operations in **30 countries**
- **2.7 billion** journeys made in 2006

2006 revenue breakdown by region

